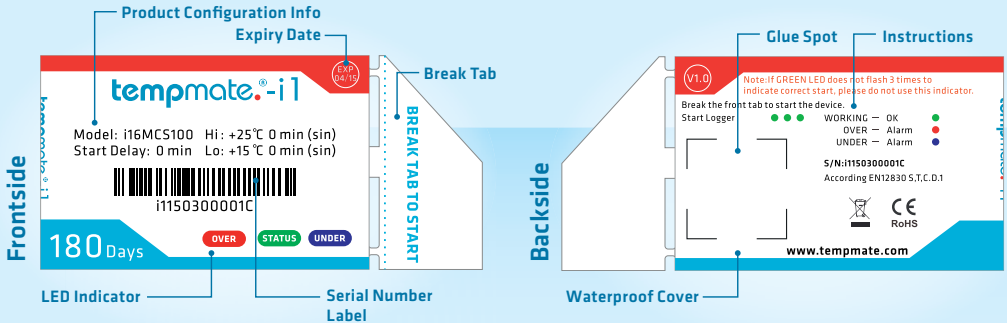


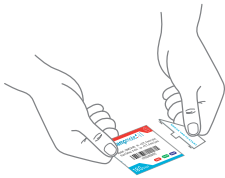


User Manual – tempmate.®-i1

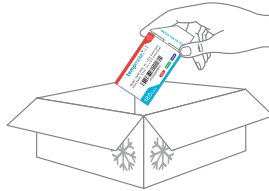
Single-Use Temperature Indicator for Cold Chain Temperature Monitoring



Operation Instructions



01 Break the tab to start the device – notice that the green LED flashes three times to indicate a correct start.



02 Attach the started **tempmate.®-i1** to your shipment.

- STATUS** Ok
- UNDER** Lower threshold breached
- OVER** Upper threshold breached

03 Check the status after receiving the goods.

Using Notes

- + Take care of the expiry date
- + Don't hold the indicator too long in your hand (false alarm through self-heating)
- + Before using, cool or heat the indicator to operating temperature
- + The indicator can only be started, not stopped
- + Only for disposable use

tempmate.com



Easy handling



EN 12830 compliant



GDP compliant



German Quality



IP 67 protected



Temperature -20°C to +50°C